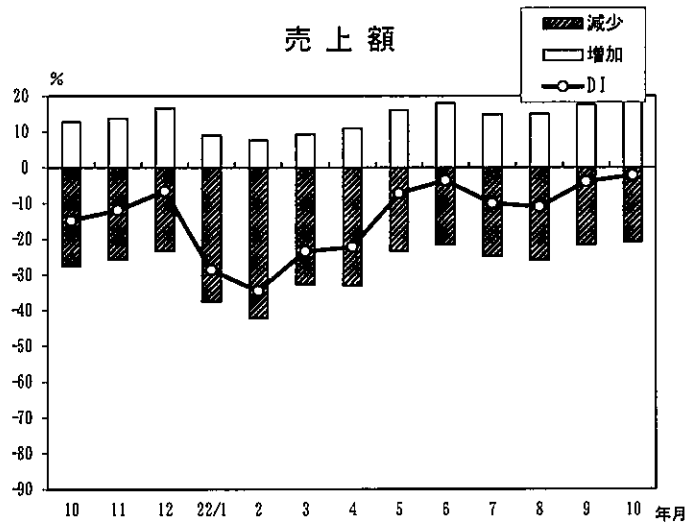
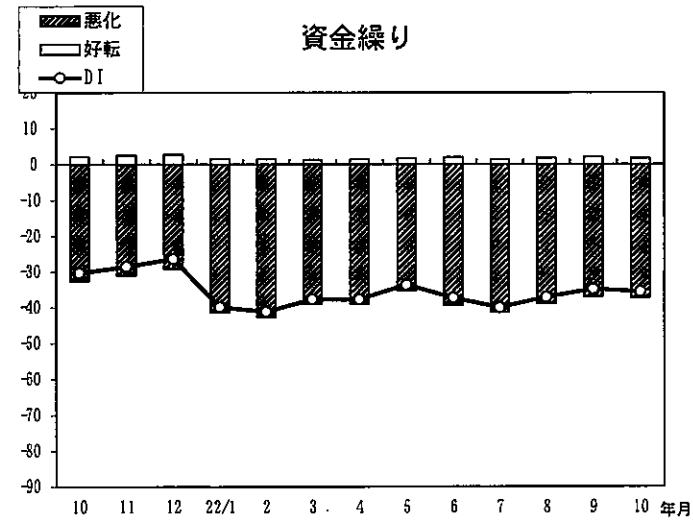


小規模企業景気動向調査(2022年10月期)

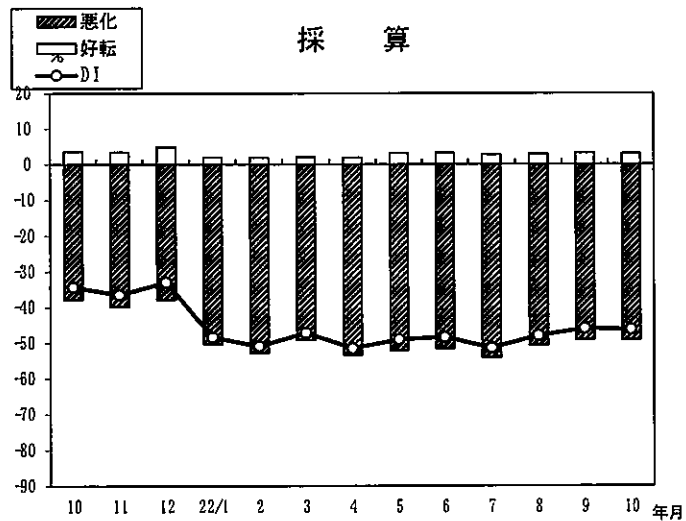
産業全体(前年同月比)



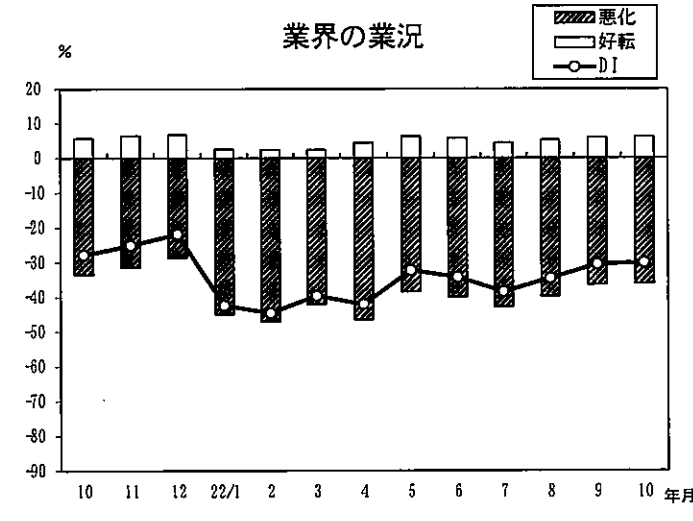
年/月	増加	減少	DI
10	12.7	-27.5	-14.8
11	13.7	-25.6	-11.9
12	16.6	-23.2	-6.6
22/1	9.0	-37.6	-28.6
2	7.6	-42.1	-34.5
3	9.3	-32.7	-23.4
4	10.9	-33.1	-22.2
5	16.1	-23.3	-7.2
6	18.0	-21.6	-3.6
7	14.8	-24.8	-10.0
8	15.0	-26.0	-11.0
9	17.6	-21.6	-4.0
10	18.6	-20.8	-2.2



年/月	好転	悪化	DI
10	2.2	-32.5	-30.3
11	2.5	-31.0	-28.5
12	2.7	-29.1	-26.4
22/1	1.5	-41.4	-39.9
2	1.4	-42.6	-41.2
3	1.3	-39.0	-37.7
4	1.4	-39.1	-37.7
5	1.7	-35.3	-33.6
6	2.0	-39.4	-37.4
7	1.4	-41.4	-40.0
8	1.8	-38.9	-37.1
9	2.1	-37.0	-34.9
10	1.7	-37.3	-35.6

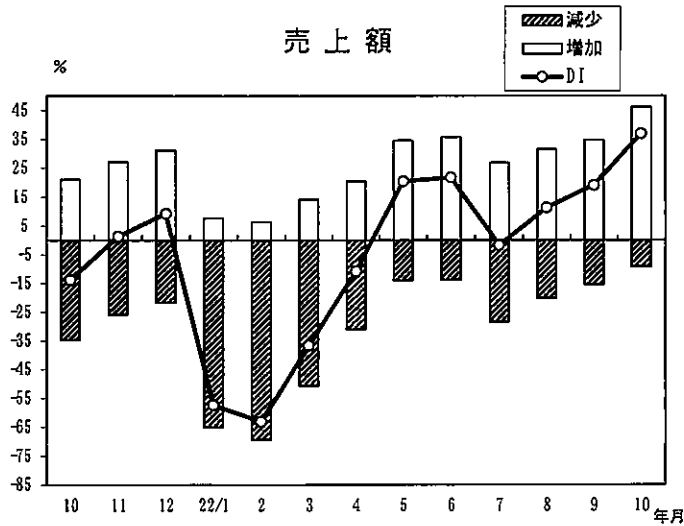


年/月	好転	悪化	DI
10	3.6	-37.9	-34.3
11	3.4	-39.8	-36.4
12	4.9	-37.8	-32.9
22/1	2.0	-50.4	-48.4
2	1.9	-52.8	-50.9
3	2.1	-49.2	-47.1
4	1.9	-53.4	-51.5
5	3.2	-52.2	-49.0
6	3.3	-51.7	-48.4
7	2.7	-54.1	-51.4
8	2.9	-50.8	-47.9
9	3.2	-49.2	-46.0
10	3.0	-49.2	-46.2

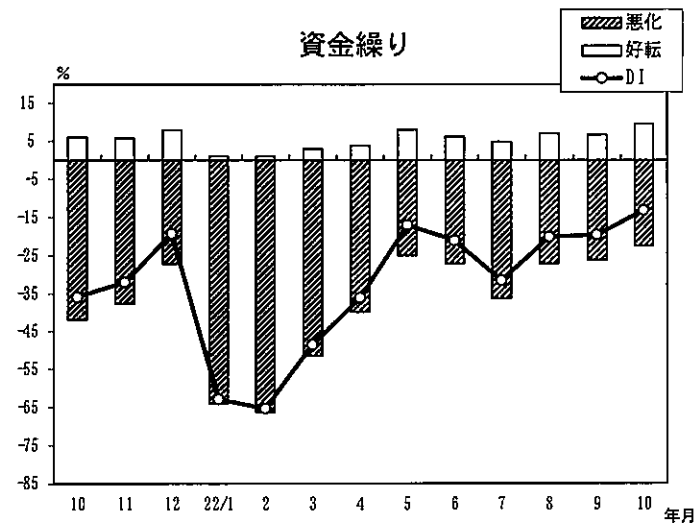


年/月	好転	悪化	DI
10	5.7	-33.6	-27.9
11	6.4	-31.5	-25.1
12	6.7	-28.6	-21.9
22/1	2.5	-44.9	-42.4
2	2.4	-47.0	-44.6
3	2.4	-42.1	-39.7
4	4.4	-46.5	-42.1
5	6.2	-38.5	-32.3
6	5.7	-40.0	-34.3
7	4.4	-42.9	-38.5
8	5.2	-39.8	-34.6
9	5.9	-36.4	-30.5
10	6.1	-36.2	-30.1

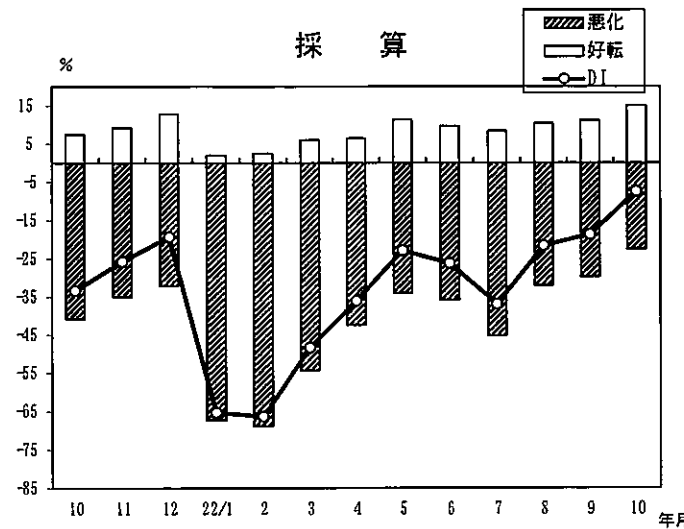
サービス業【旅館】（前年同月比）



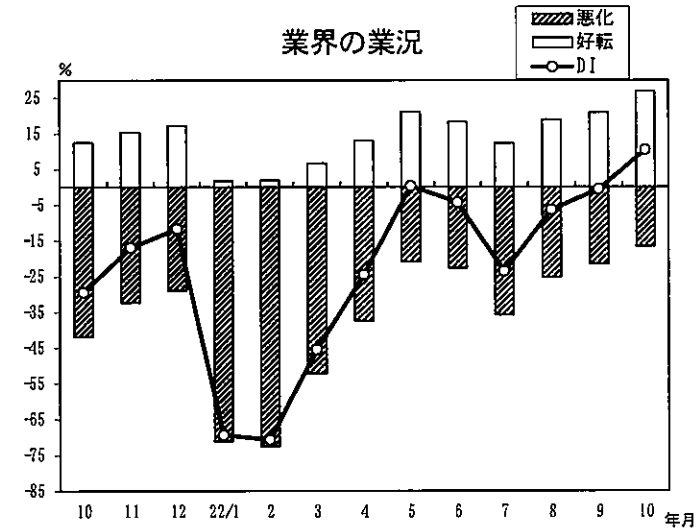
年/月	増加	減少	DI
10	21.0	-34.8	-13.8
11	27.2	-25.9	1.3
12	31.0	-21.8	9.2
22/1	7.7	-65.1	-57.4
2	6.3	-69.4	-63.1
3	14.1	-50.8	-36.7
4	20.3	-31.1	-10.8
5	34.5	-14.1	20.4
6	35.6	-13.9	21.7
7	26.8	-28.6	-1.8
8	31.5	-20.2	11.3
9	34.6	-15.5	19.1
10	46.1	-9.2	36.9



年/月	好転	悪化	DI
10	6.0	-41.9	-35.9
11	5.7	-37.7	-32.0
12	7.9	-27.2	-19.3
22/1	1.1	-64.0	-62.9
2	1.0	-66.3	-65.3
3	2.9	-51.5	-48.6
4	3.8	-39.9	-36.1
5	8.0	-25.0	-17.0
6	6.1	-27.2	-21.1
7	4.8	-36.4	-31.6
8	7.0	-27.1	-20.1
9	6.6	-26.2	-19.6
10	9.5	-22.6	-13.1

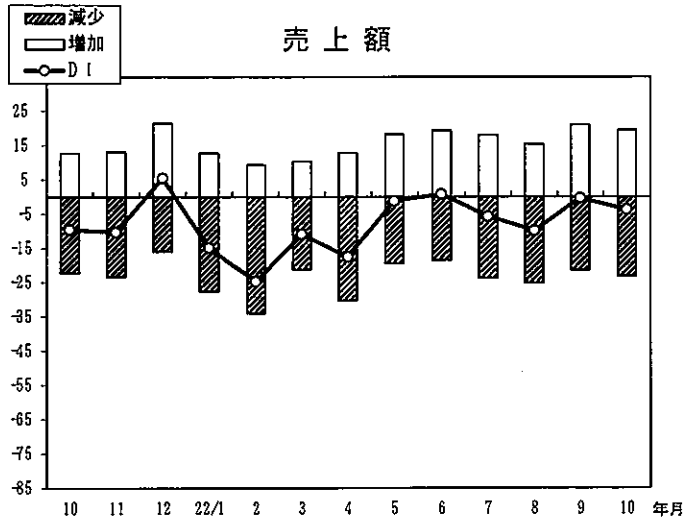


年/月	好転	悪化	DI
10	7.4	-40.8	-33.4
11	9.2	-35.0	-25.8
12	12.8	-32.1	-19.3
22/1	2.0	-67.3	-65.3
2	2.5	-68.8	-66.3
3	6.0	-54.3	-48.3
4	6.4	-42.5	-36.1
5	11.3	-34.2	-22.9
6	9.6	-35.9	-26.3
7	8.4	-45.3	-36.9
8	10.4	-32.1	-21.7
9	11.1	-29.8	-18.7
10	15.0	-22.6	-7.6

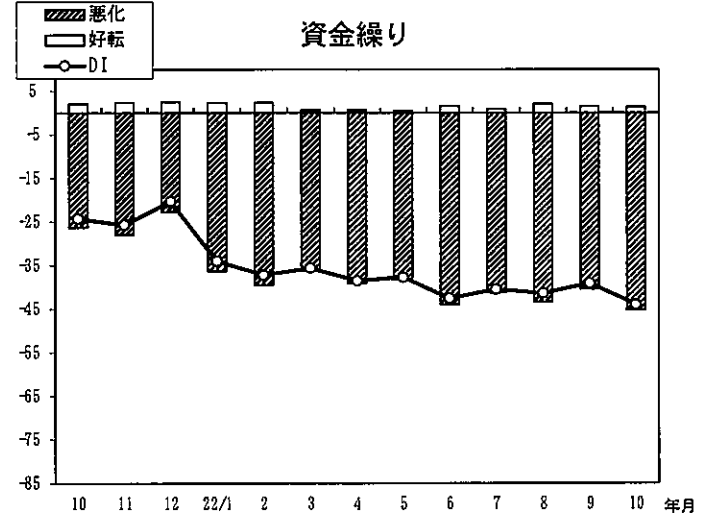


年/月	好転	悪化	DI
10	12.5	-41.9	-29.4
11	15.4	-32.3	-16.9
12	17.2	-28.9	-11.7
22/1	1.7	-71.1	-69.4
2	1.9	-72.5	-70.6
3	6.7	-52.2	-45.5
4	13.0	-37.4	-24.4
5	21.1	-20.8	0.3
6	18.3	-22.6	-4.3
7	12.3	-35.8	-23.5
8	18.9	-25.2	-6.3
9	20.9	-21.5	-0.6
10	26.9	-16.5	10.4

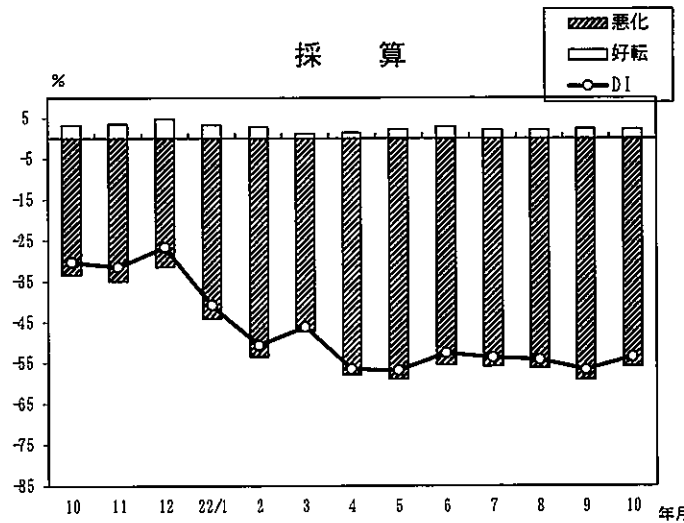
小 売 業【食料品】（前年同月比）



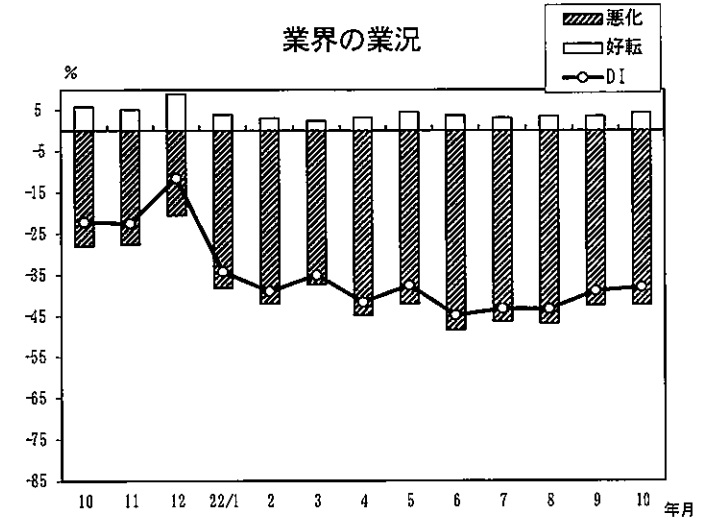
年/月	増加	減少	DI
10	12.7	-22.3	-9.6
11	13.1	-23.4	-10.3
12	21.4	-16.0	5.4
22/1	12.7	-27.6	-14.9
2	9.3	-34.0	-24.7
3	10.3	-21.2	-10.9
4	12.8	-30.3	-17.5
5	18.2	-19.4	-1.2
6	19.2	-18.5	0.7
7	17.9	-23.7	-5.8
8	15.3	-25.2	-9.9
9	21.0	-21.4	-0.4
10	19.4	-23.2	-3.8



年/月	好転	悪化	DI
10	2.0	-26.3	-24.3
11	2.3	-28.0	-25.7
12	2.5	-22.8	-20.3
22/1	2.3	-36.3	-34.0
2	2.3	-39.5	-37.2
3	0.6	-36.2	-35.6
4	0.6	-39.1	-38.5
5	0.5	-38.2	-37.7
6	1.5	-44.1	-42.6
7	0.8	-41.3	-40.5
8	2.0	-43.4	-41.4
9	1.4	-40.5	-39.1
10	1.3	-45.3	-44.0

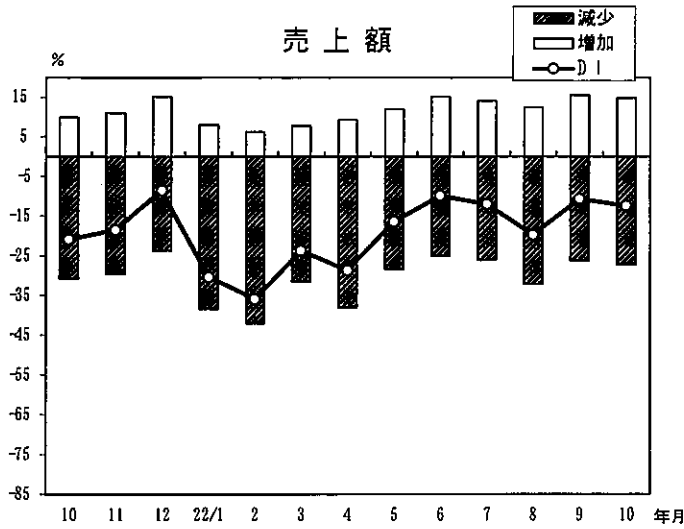


年/月	好転	悪化	DI
10	3.2	-33.4	-30.2
11	3.5	-34.9	-31.4
12	4.8	-31.4	-26.6
22/1	3.3	-44.1	-40.8
2	2.8	-53.5	-50.7
3	1.2	-47.3	-46.1
4	1.4	-57.9	-56.5
5	2.2	-59.0	-56.8
6	2.9	-55.5	-52.6
7	2.1	-55.8	-53.7
8	2.0	-56.2	-54.2
9	2.4	-59.1	-56.7
10	2.3	-55.8	-53.5

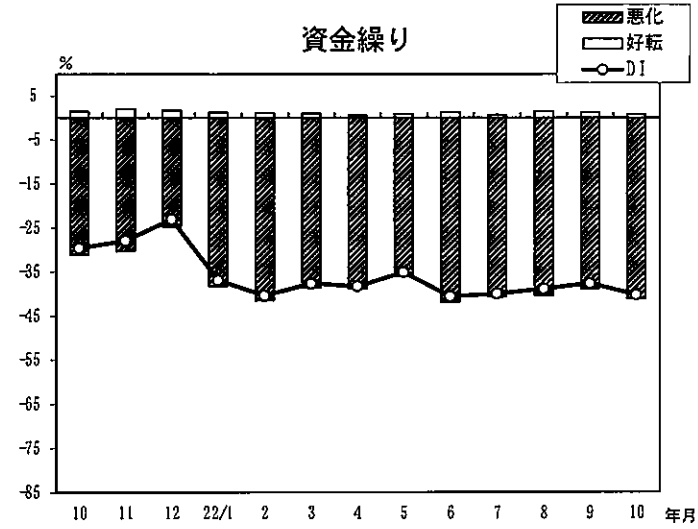


年/月	好転	悪化	DI
10	5.8	-28.0	-22.2
11	5.1	-27.6	-22.5
12	8.9	-20.5	-11.6
22/1	3.9	-38.1	-34.2
2	3.0	-42.0	-39.0
3	2.3	-37.3	-35.0
4	3.2	-44.8	-41.6
5	4.6	-42.1	-37.5
6	3.6	-48.4	-44.8
7	3.1	-46.3	-43.2
8	3.5	-46.8	-43.3
9	3.5	-42.4	-38.9
10	4.3	-42.3	-38.0

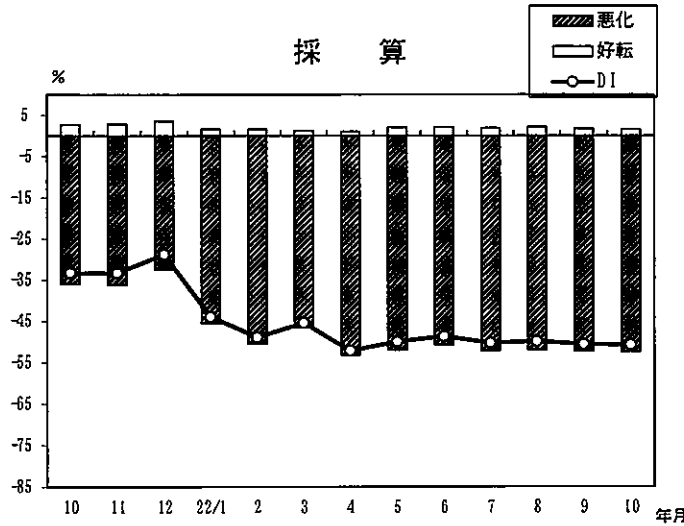
小 売 業(前年同月比)



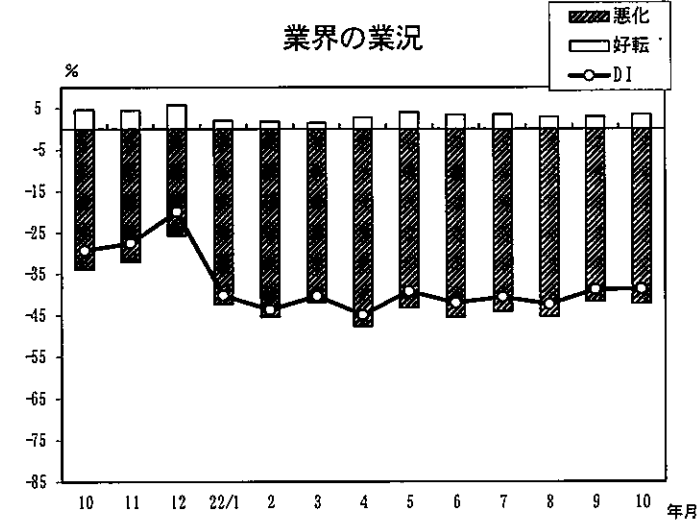
年/月	増加	減少	DI
10	9.9	-30.8	-20.9
11	11.0	-29.5	-18.5
12	15.1	-23.6	-8.5
22/1	8.0	-38.4	-30.4
2	6.2	-42.1	-35.9
3	7.8	-31.5	-23.7
4	9.3	-38.0	-28.7
5	12.0	-28.4	-16.4
6	15.1	-25.0	-9.9
7	14.1	-26.1	-12.0
8	12.5	-32.2	-19.7
9	15.5	-26.2	-10.7
10	14.8	-27.2	-12.4



年/月	好転	悪化	DI
10	1.5	-31.1	-29.6
11	2.1	-30.3	-27.9
12	1.7	-24.7	-23.0
22/1	1.3	-38.2	-36.9
2	1.1	-41.5	-40.4
3	1.0	-38.7	-37.7
4	0.6	-38.9	-38.3
5	0.9	-36.0	-35.1
6	1.3	-41.9	-40.6
7	0.7	-40.7	-40.0
8	1.5	-40.4	-38.9
9	1.2	-38.9	-37.7
10	0.8	-41.1	-40.3

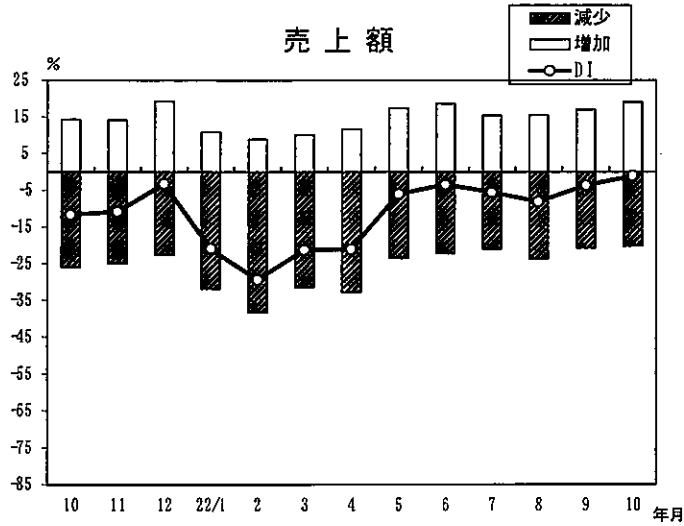


年/月	好転	悪化	DI
10	2.7	-36.0	-33.3
11	2.9	-36.2	-33.3
12	3.6	-32.4	-28.8
22/1	1.6	-45.6	-44.0
2	1.6	-50.5	-48.9
3	1.2	-46.6	-45.4
4	1.0	-53.2	-52.2
5	2.0	-52.0	-50.0
6	2.1	-50.8	-48.7
7	1.9	-52.2	-50.3
8	2.1	-52.0	-49.9
9	1.7	-52.3	-50.6
10	1.6	-52.4	-50.8

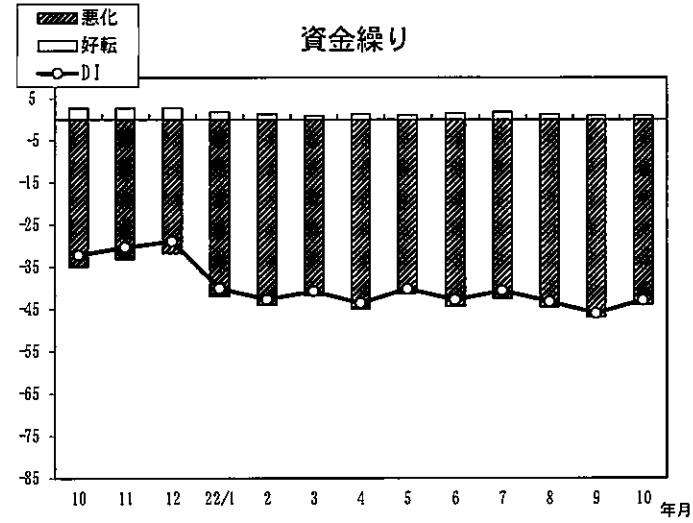


年/月	好転	悪化	DI
10	4.6	-33.9	-29.3
11	4.5	-32.1	-27.6
12	5.8	-25.7	-19.9
22/1	2.1	-42.3	-40.2
2	1.8	-45.5	-43.7
3	1.5	-41.9	-40.4
4	2.8	-47.7	-44.9
5	4.0	-43.2	-39.2
6	3.4	-45.5	-42.1
7	3.5	-44.1	-40.6
8	2.9	-45.3	-42.4
9	2.9	-41.7	-38.8
10	3.5	-42.2	-38.7

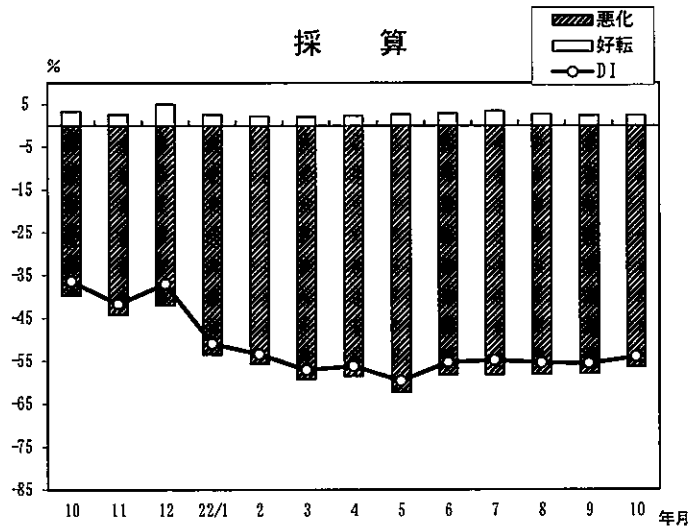
製 造 業(前年同月比)



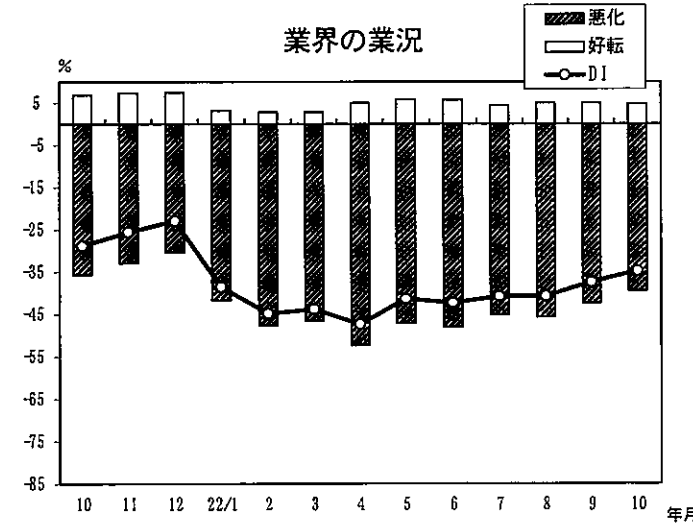
年/月	増加	減少	DI
10	14.3	-26.0	-11.7
11	14.1	-25.0	-10.9
12	19.3	-22.6	-3.3
22/1	10.9	-31.8	-20.9
2	8.9	-38.3	-29.4
3	10.1	-31.4	-21.3
4	11.7	-32.8	-21.1
5	17.4	-23.5	-6.1
6	18.7	-22.2	-3.5
7	15.4	-21.0	-5.6
8	15.5	-23.7	-8.2
9	17.0	-20.7	-3.7
10	19.1	-20.2	-1.1



年/月	好転	悪化	DI
10	2.7	-34.9	-32.2
11	2.7	-33.1	-30.4
12	2.8	-31.7	-28.9
22/1	1.8	-41.9	-40.1
2	1.3	-44.0	-42.7
3	0.9	-41.7	-40.8
4	1.3	-44.9	-43.6
5	1.0	-41.2	-40.2
6	1.5	-44.3	-42.8
7	1.8	-42.4	-40.6
8	1.3	-44.5	-43.2
9	0.9	-46.9	-46.0
10	1.0	-43.9	-42.9

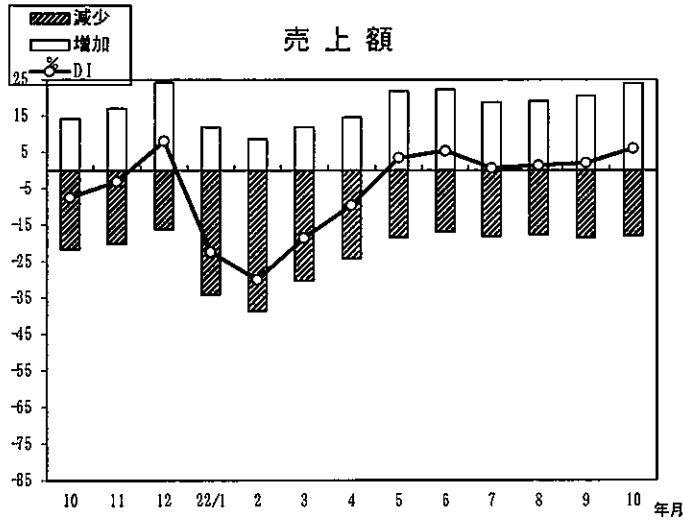


年/月	好転	悪化	DI
10	3.3	-39.7	-36.4
11	2.6	-44.3	-41.7
12	5.0	-42.0	-37.0
22/1	2.6	-53.5	-50.9
2	2.2	-55.6	-53.4
3	2.1	-59.2	-57.1
4	2.3	-58.5	-56.2
5	2.7	-62.3	-59.6
6	2.9	-58.2	-55.3
7	3.4	-58.2	-54.8
8	2.7	-58.1	-55.4
9	2.4	-58.0	-55.6
10	2.4	-56.4	-54.0

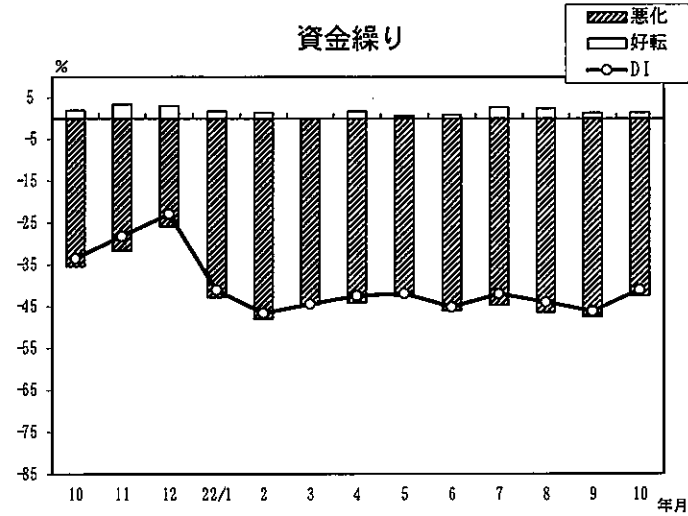


年/月	好転	悪化	DI
10	6.9	-35.7	-28.8
11	7.3	-32.9	-25.6
12	7.5	-30.4	-22.9
22/1	3.2	-41.7	-38.5
2	2.8	-47.7	-44.9
3	2.8	-46.6	-43.8
4	5.0	-52.4	-47.4
5	5.8	-47.2	-41.4
6	5.7	-48.1	-42.4
7	4.4	-45.2	-40.8
8	5.0	-45.7	-40.7
9	5.0	-42.5	-37.5
10	4.7	-39.5	-34.8

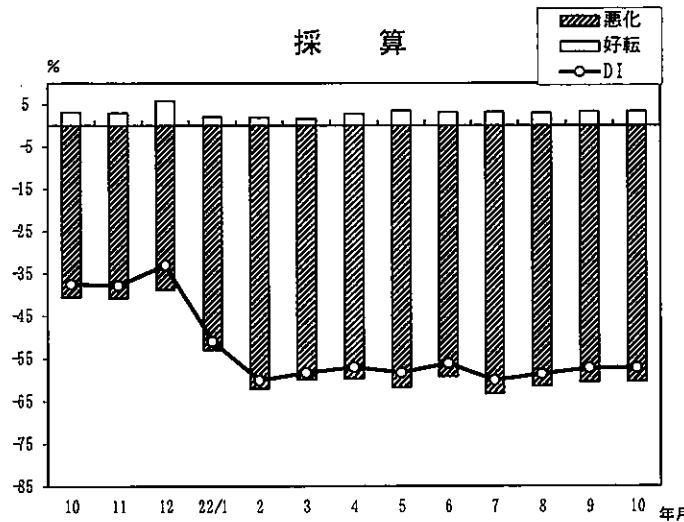
製 造 業【食料品】（前年同月比）



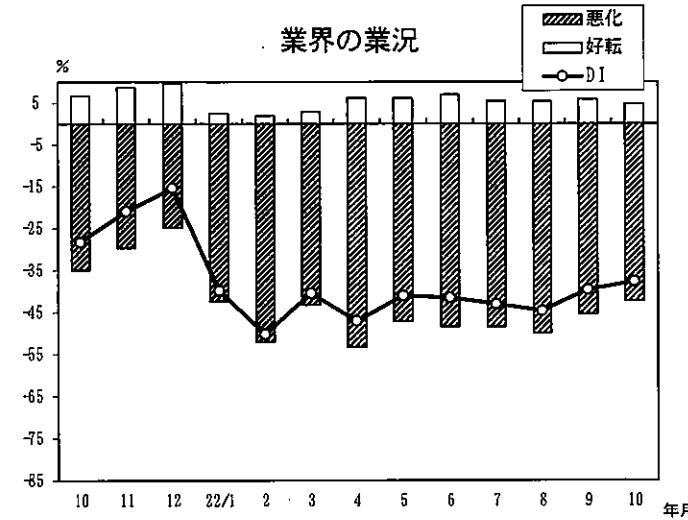
年/月	増加	減少	DI
10	14.2	-21.7	-7.5
11	17.0	-20.1	-3.1
12	24.2	-16.2	8.0
22/1	11.8	-34.2	-22.4
2	8.6	-38.6	-30.0
3	11.8	-30.3	-18.5
4	14.6	-24.2	-9.6
5	21.8	-18.4	3.4
6	22.2	-16.9	5.3
7	18.7	-18.1	0.6
8	19.1	-17.8	1.3
9	20.5	-18.5	2.0
10	24.0	-18.0	6.0



年/月	好転	悪化	DI
10	1.9	-35.4	-33.5
11	3.4	-31.6	-28.2
12	3.0	-25.9	-22.9
22/1	1.7	-42.8	-41.1
2	1.4	-48.0	-46.6
3	0.0	-44.5	-44.5
4	1.7	-44.1	-42.4
5	0.6	-42.5	-41.9
6	0.8	-46.0	-45.2
7	2.7	-44.7	-42.0
8	2.4	-46.4	-44.0
9	1.3	-47.5	-46.2
10	1.4	-42.4	-41.0



年/月	好転	悪化	DI
10	3.1	-40.6	-37.5
11	2.9	-40.7	-37.8
12	5.8	-38.8	-33.0
22/1	2.0	-52.9	-50.9
2	1.9	-62.0	-60.1
3	1.6	-59.9	-58.3
4	2.7	-59.7	-57.0
5	3.5	-61.8	-58.3
6	3.1	-59.2	-56.1
7	3.2	-63.3	-60.1
8	2.9	-61.5	-58.6
9	3.3	-60.5	-57.2
10	3.3	-60.4	-57.1



年/月	好転	悪化	DI
10	6.7	-35.0	-28.3
11	8.7	-29.7	-21.0
12	9.5	-24.9	-15.4
22/1	2.5	-42.4	-39.9
2	1.9	-52.1	-50.2
3	2.8	-43.3	-40.5
4	6.2	-53.3	-47.1
5	6.1	-47.2	-41.1
6	6.9	-48.5	-41.6
7	5.4	-48.5	-43.1
8	5.3	-50.0	-44.7
9	5.8	-45.5	-39.7
10	4.7	-42.4	-37.7